


MINI DIAPHRAGM VACUUM PUMPS ROUGHING PUMPS

SECTION 41.21



N 84.3 ANI with AC Motor



N 84.4 ANDC with DC Motor



N 84.4 ANDCB with brushless DC Motor

Concept

The Mini Diaphragm Vacuum Pumps from KNF are based on a simple principal - an elastic diaphragm, fixed on its edge, moves up and down its central point by means of an eccentric. In this way the medium is transferred using automatic valves.

The pumps are equipped with the patented stress-optimized structured diaphragm, resulting in a high pneumatic performance, a durable product and compact size. Special valves ensure that the product can cope easily with vapour and condensation.

Thanks to the KNF modular system, the parts used to transfer the gases can be made from materials with varying degrees of durability. The pumps can be driven by either AC or DC motors.

Features

Uncontaminated flow

No contamination of the media due to oil-free operation

Maintenance-free

Compact size

due to structured diaphragm

High performance

because of structured diaphragm

High level of gas tightness

Long product life

thanks to structured diaphragm

Very quiet and little vibration

Copes well with vapour and condensation

Ready for assembly

Can operate in any installed position

Areas of use

The Mini Diaphragm Pumps offer a high level of performance despite their small size, as well as an excellent price performance ratio. They are required especially in the fields of analysis, medicine, production technology or be used as roughing pump for turbomolecular pumps.

The pumps are used for sucking gases, taking samples (even liquids in a vacuum) and evacuating vessels and systems.

The AC models are suited for use in machinery which is permanent or mains-operated. Mini Diaphragm Pumps for portable and stand-alone equipment require DC power supplies.

PERFORMANCE DATA

| Type | Delivery (l/min) | Vacuum (mbar abs) | atm. Press. | Pressure (bar g) | Weight (kg) |
|--------------|------------------|-------------------|-------------|------------------|-------------|
| N 84.3 ANI | 4.2 | 5 | | 0.3 | 1.4 |
| N 84.3 ANDC | 5 | 5 | | 0.3 | 0.9 |
| N 84.4 ANDC | 4.8 | 2 | | 0.3 | 1.6 |
| N 84.4 ANDCB | 4.8 | 2 | | 0.3 | 1.8 |

N 84.3 ANI

PERFORMANCE DATA

| Type and Order No. ²⁾ | Delivery at atm. pressure (l/min) ¹⁾ | Max. operating pressure (bar g) ³⁾ | Ultimate vacuum (mbar abs.) |
|----------------------------------|---|---|-----------------------------|
| N 84.3 ANI | 4.2 | 0.3 | 5 |

¹⁾ Litre at STP ³⁾ continuous running

MOTOR DATA

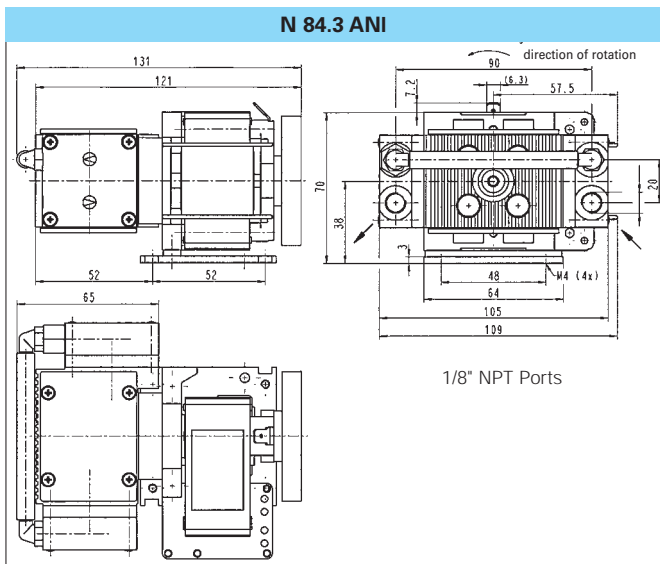
| Protection class | IP 00 | | |
|----------------------------|--------|--|--|
| Voltage/Frequencies (V/Hz) | 115/60 | | |
| Power P ₁ (W) | 65 | | |
| Operating current (A) | 1.2 | | |

MODEL CODES AND MATERIALS

| Type and Order No. ²⁾ | Pump head | Diaphragm | Valves |
|----------------------------------|-----------|--------------|--------|
| N 84.3 ANI | Aluminium | Neopren/PTFE | EPDM |

²⁾ See also „MODEL CODES FOR EASY ORDERING“

Dimensions ⁵⁾ (mm)



⁵⁾ All dimensional tolerances conform to DIN ISO 2768-1, Tolerance Class V

N 84.3 ANDC

PERFORMANCE DATA

| Type and Order No. ²⁾ | Delivery at atm. pressure (l/min) ¹⁾ | Max. operating pressure (bar g) ³⁾ | Ultimate vacuum (mbar abs.) |
|----------------------------------|---|---|-----------------------------|
| N 84.3 ANDC | 5 | 0.3 | 5 |

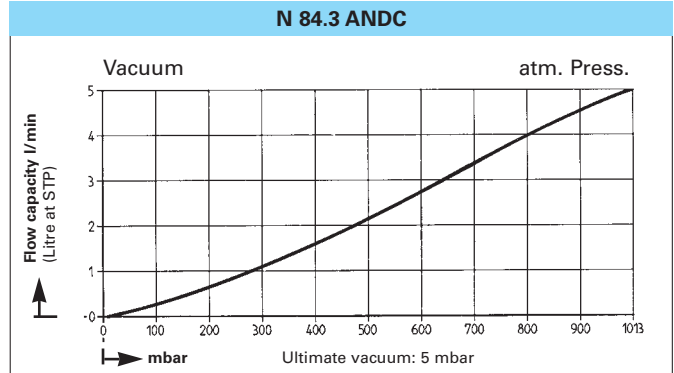
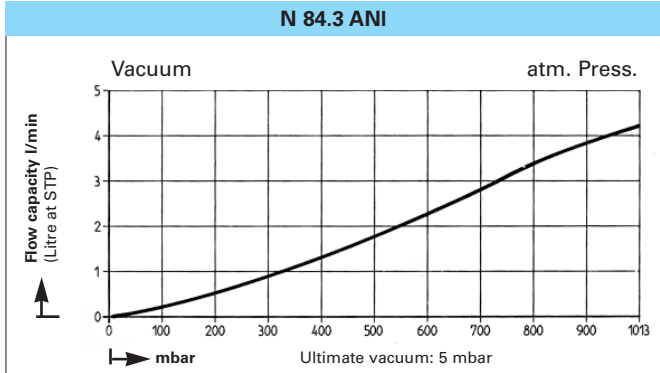
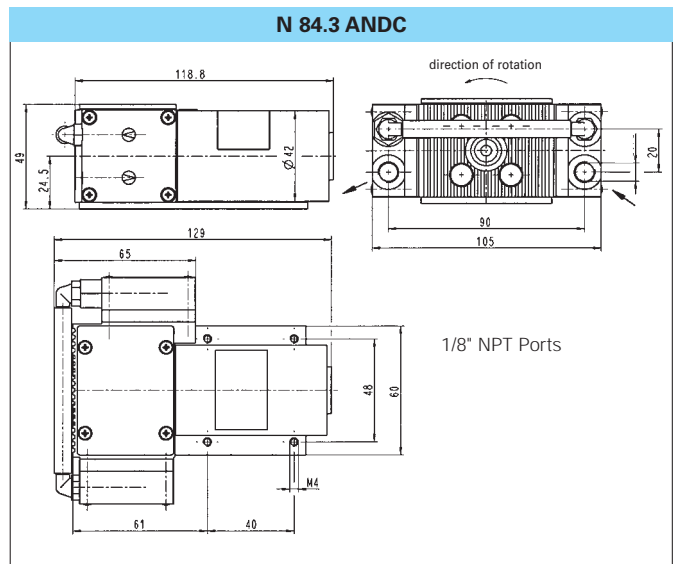
¹⁾ Litre at STP ³⁾ continuous running

MOTOR DATA

| DC Motor | 6 V | 12 V | 24 V |
|-----------------------|-----|------|------|
| Operating current (A) | 3.0 | 1.5 | 0.75 |

MODEL CODES AND MATERIALS

| Type and Order No. ²⁾ | Pump head | Diaphragm | Valves |
|----------------------------------|-----------|--------------|--------|
| N 84.3 ANDC | Aluminium | Neopren/PTFE | EPDM |



----- for short periods only

N 84.4 ANDC N 84.4 ANDCB*

* Version with brushless DC Motor

PERFORMANCE DATA

| Type and Order No. ²⁾ | Delivery at atm. pressure (l/min) ¹⁾ | Max. operating pressure (bar g) ³⁾ | Ultimate vacuum (mbar abs.) |
|----------------------------------|---|---|-----------------------------|
| N 84.4 ANDC | 4.8 | 0.3 | 2 |
| N 84.4 ANDCB | 4.8 | 0.3 | 2 |

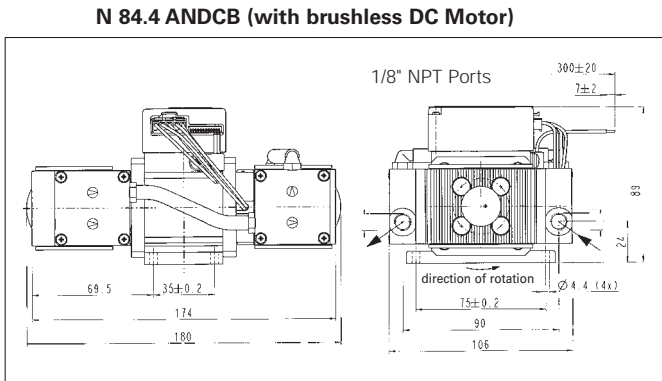
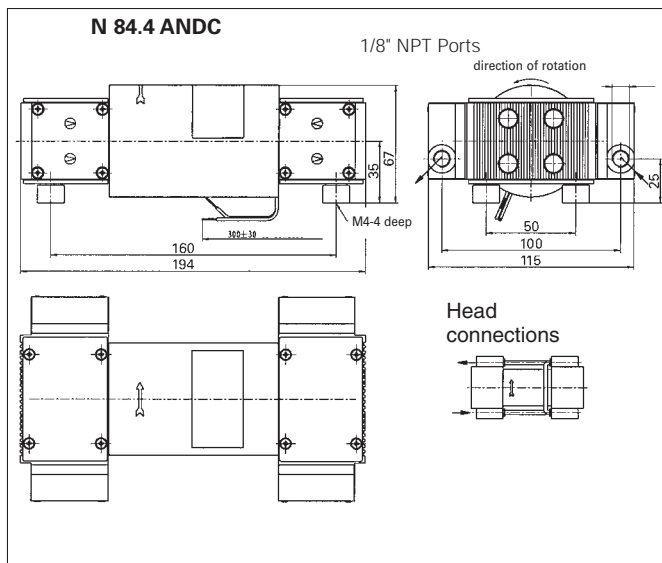
¹⁾ Litre at STP ³⁾ continuous running

MOTOR DATA

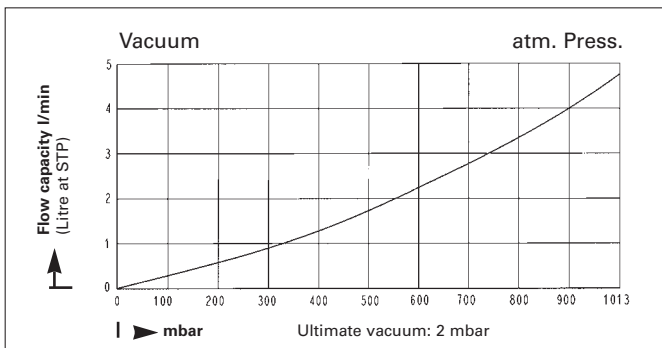
| DC Motor | 12 V | 24 V |
|-------------------------------------|------|------|
| N 84.4 ANDC: Operating current (A) | 1.3 | 0.85 |
| N 84.4 ANDCB: Operating current (A) | 2.0 | 1.0 |

MODEL CODES AND MATERIALS

| Type and Order No. ²⁾ | Pump head | Diaphragm | Valves |
|----------------------------------|-----------|--------------|--------|
| N 84.4 ANDC | Aluminium | Neopren/PTFE | EPDM |
| N 84.4 ANDCB | Aluminium | Neopren/PTFE | EPDM |

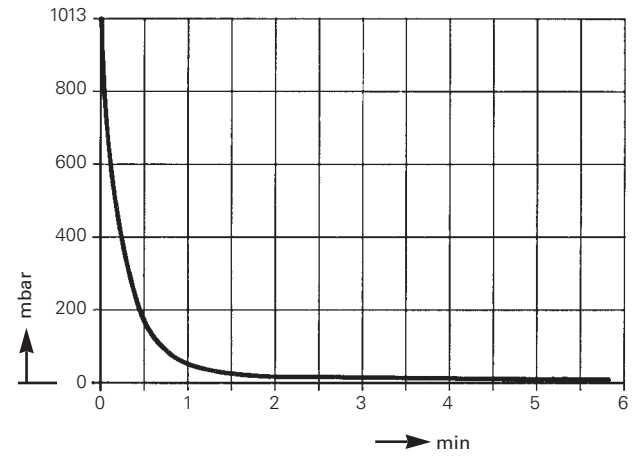


N 84.4 ANDC N84.4 ANDC B

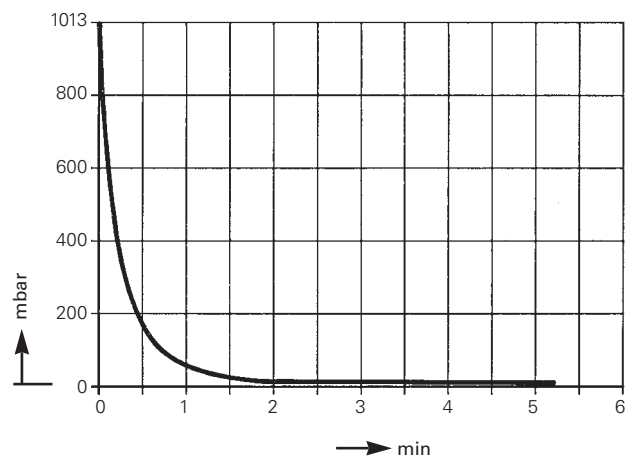


Pump down time for 1l receiver

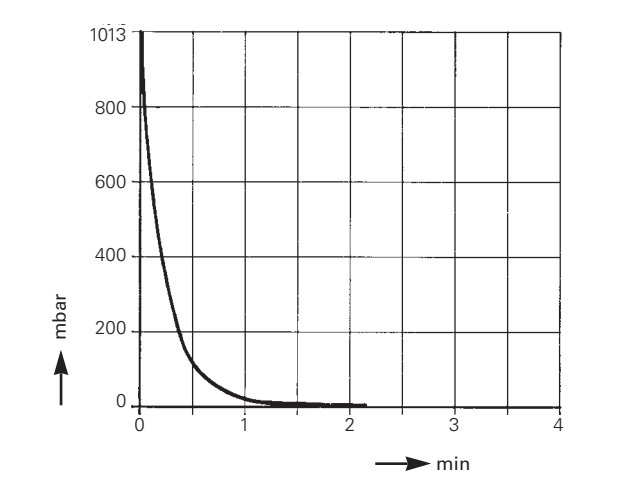
N 84.3 ANE



N 84.3 ANDC



N 84.4 ANDC/B



KNF Neuberger, Inc.

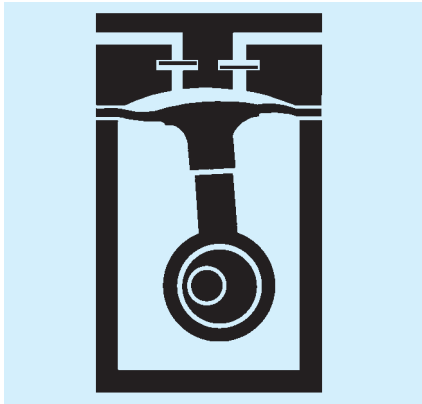
2 Black Forest Road
Trenton, NJ 08691-1810
609-890-8600
Fax: 609-890-8323
www.knf.com/usa.htm

TIPS ON FUNCTION, INSTALLATION AND SERVICE

FUNCTION OF KNF DIAPHRAGM VACUUM PUMPS AND COMPRESSORS

An elastic diaphragm is moved up and down by an eccentric (see illustration). On the down-stroke it draws the air or gas being handled through the inlet valve. On the up-stroke the diaphragm forces the medium through the exhaust valve and out of the head. The compression chamber is hermetically separated from the drive mechanism by the diaphragm. The pumps transfer, evacuate and compress completely oil-free.

Diaphragm pump



HINTS ON INSTALLATION AND OPERATION

- Range of use: Transferring air and gases at temperatures between +5°C and +40°C
- Permissible ambient temperature: between +5°C and +40°C
- These pumps are not suitable for aggressive gases and vapours. In these cases there are other products in the KNF program - please ask us for details
- The standard pumps are not suitable for use in areas where there is a risk of explosion. In these cases there are other products in the KNF program - please ask us for details
- The pumps are not designed to start against pressure or vacuum; when a pump is switched on the pressure in the suction and pressure lines must be atmospheric. Pumps that start against pressure or vacuum are available on request
- To prevent the maximum operating pressure being exceeded, restriction or regulation of the air flow should only be carried out in the suction line
- Components connected to the pump must be designed to withstand the pneumatic performance of the pump
- Install the pump so that the fan can draw in sufficient cooling air
- Fit the pump at the highest point in the system, so that condensate cannot collect in the head of the pump - that prolongs working-life.

MODEL CODE FOR EASY ORDERING

The model code is identical to the order number. It is made up as follows:

| | | | | |
|------|----|----|------|-------------------------------|
| N 84 | .3 | AN | I DC | 115 V 60 Hz, IP 00 or 12 V |
|------|----|----|------|-------------------------------|

- Base model
- Head connections
- Head materials
- OEM Versions with ac (I) or dc motor (DC)
- Other motor data eg.:

In addition the motor data must be given in the purchase order (voltage, frequency, and protection class). In our extensive program you are sure to find the pump you need for your particular application.

HINTS ON SERVICE

The diaphragm and valve plates are the only parts of the KNF diaphragm pumps subject to wear. They are easy to change, as no special tools are needed.

TECHNICAL DETAILS

Motors with other voltages, frequencies and protection classes on request.

KNF Neuberger, Inc.

2 Black Forest Road
Trenton, NJ 08691-1810
609-890-8600
Fax: 609-890-8323
www.knf.com/usa.htm